

Global leaders in flexible couplings,
drainage & plumbing systems



Flexible Couplings

Standard Coupling



The Standard Coupling range Type 2B - SC115 to SC620 is WIS 4-41-01 approved and suitable for private and public sewers.

Flexseal provides the most extensive range of Standard Couplings available in the marketplace and has revolutionised traditional pipe repair methods over the years.

Flexseal Standard Couplings are specifically designed to connect and repair pipes of different materials or sizes used in sewerage, drainage and other underground applications.

When excavation work is required to repair a damaged pipe, Flexseal Standard Couplings will reduce the amount of time required and minor differences in pipe diameter can be accommodated. The combination of a durable design and excellent sealing properties when tightened to the correct torque enable the Flexseal Standard Coupling to provide a reliable seal on rough pipe surfaces e.g. concrete, as well as on smooth surfaces e.g. PVC.

Standard Couplings can be combined with Flexseal Bushes in order to act as an adaptor between pipelines of differing outside diameters. Standard Couplings are made from EN681-1 EPDM rubber and have Grade 1.4301 (304) stainless steel clamps and shearbands.

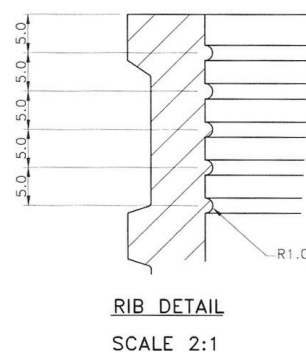
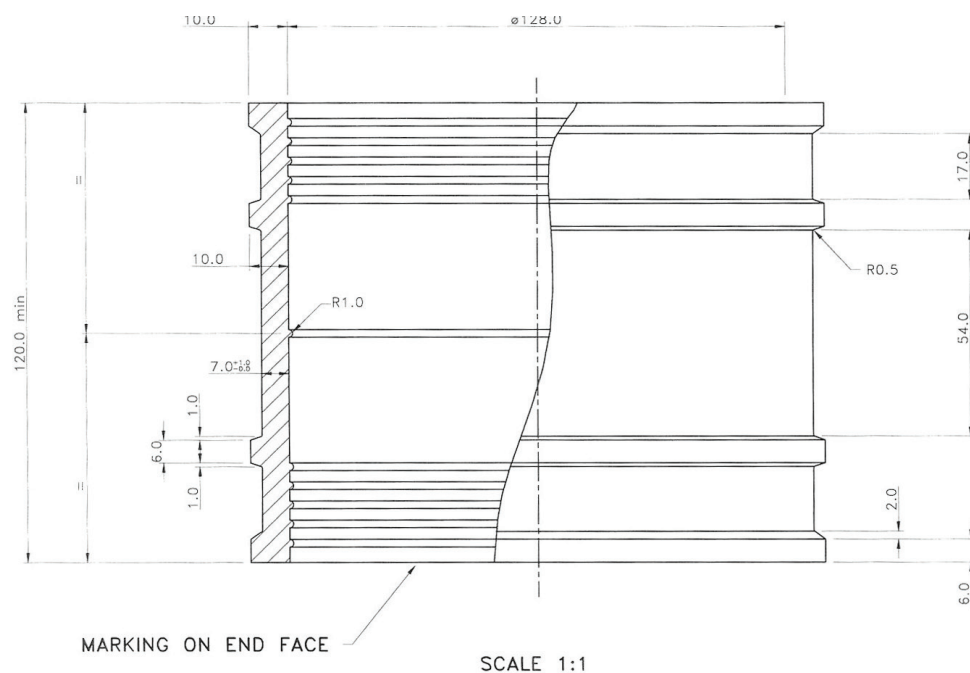
Flexseal can also supply the product with nitrile sleeves for use with effluent which may be contaminated with hydrocarbons. Couplings are also available with Grade 1.4401 (316) stainless steel for improved corrosion protection.



Flexseal
Civils & Drainage

Benefits

- Withstands an internal pressure of up to 2.5 bar
- A proven, tested and durable coupling design ensuring a high performance and a reliable connection
- Stainless steel shear band provides excellent resistance to heavy loads and shear forces
- Reduces excavation work
- Complies with WIS 4-41-01 (all public sewers and sewers for adoption)
- Complies with BS EN 295 Part 4 & EN681-1: 1995 requirements for vitrified clay pipes and fittings
- Shear band ensures joint integrity and pipe alignment under load



Global leaders in flexible couplings,
drainage & plumbing systems

Applications

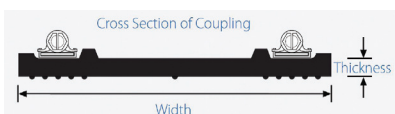
When used individually or combined with bushes, Flexseal Standard Couplings have many applications in the construction, repair and maintenance of pipe systems:

- As a joint for plain ended pipes
- Repair and maintenance of existing pipelines
- Connecting short and cut lengths of pipe
- Making post construction connections to an existing pipeline
- Reconnection of laterals on renovated sewers
- Introducing a rocker pipe outside manholes or structures
- When used with bushes can accommodate differing pipe diameters



Product Range

Reference No.	Size (mm)	Width (mm)	Thickness (mm)
SC65	50 - 65	90	6
SC75	60 - 75	108	6.5
SC95	80 - 95	110	7
SC115	100 - 115	120	7
SC120	110 - 121	120	7
SC125	110 - 125	120	7
SC137	120 - 137	120	7
SC150	125 - 150	136	7
SC165	140 - 165	136	7
SC175	150 - 175	136	7
SC185	160 - 185	136	7
SC200	175 - 200	150	7.5
SC215	190 - 215	150	7.5
SC225	200 - 225	150	7.5
SC250	225 - 250	150	7.5
SC265	240 - 265	150	7.5
SC275	250 - 275	150	7.5
SC290	265 - 290	150	7.5
SC310	285 - 310	190	9
SC320	295 - 320	190	9
SC335	310 - 335	190	9
SC345	320 - 345	190	9
SC360	335 - 360	190	9
SC370	345 - 370	190	9
SC385	360 - 385	190	9
SC395	370 - 395	190	9
SC410	385 - 410	190	9
SC425	400 - 425	190	9
SC430	405 - 430	190	9
SC445	420 - 445	190	9
SC450	425 - 450	190	9
SC465	440 - 465	190	9
SC470	445 - 470	190	9
SC490	465 - 490	190	9
SC510	485 - 510	190	9
SC525	500 - 525	190	9
SC540	515 - 540	190	9
SC550	525 - 550	190	9
SC560	535 - 560	190	9
SC570	545 - 570	190	9
SC580	555 - 580	190	9
SC600	575 - 600	190	9
SC620	595 - 620	190	9



Common Applications

SC115	110mm PVCu 110mm ABS 100mm CAST IRON (SMU/ENSIGN/SML) 111mm POLYETHYLENE	SC310	225mm CONCRETE (O.D.-Over 290mm)
SC120	110mm PVCu 100mm CAST IRON (BS416) 100mm STAINLESS STEEL 100mm CAST IRON (BS437) 100mm DUCTILE IRON 100mm SUPERSLEVE (see also SC137)	SC320	315mm PVCu
SC137	100mm (4") SALT GLAZED WARE 100mm VITRIFIED CLAY 100mm SUPERSLEVE 100mm PITCH FIBRE 100mm ASBESTOS CEMENT	SC335	300mm DUCTILE IRON 300mm CAST IRON
SC165	160mm PVCu 150mm CAST IRON (SMU/ENSIGN/SML) 150mm STAINLESS STEEL 160mm POLYETHYLENE	SC345	300mm ASBESTOS CEMENT 300mm ULTRA-RIB 300mm QUANTUM 300mm DUCTILE IRON
SC175	160mm PVCu 150mm DUCTILE IRON 150mm CAST IRON (BS416) 150mm CAST IRON (BS437) 150mm STAINLESS STEEL 150mm ULTRA-RIB 150mm QUANTUM	SC360	300mm Superseal/Supersleve 300mm RidgiDrain (355mm o/d) 300mm Corripipe Twinwall
SC200	150mm (6") SALT GLAZED WARE 150mm VITRIFIED CLAY 150mm SUPERSLEVE 150mm CONCRETE 150mm ASBESTOS CEMENT 150mm PITCH FIBRE 180mm ULTRA-RIB 200mm PVCu	SC385	300mm (12") SALT GLAZED WARE 300mm VITRIFIED CLAY 300mm CONCRETE (O.D.-Up to 385mm)
SC225	200mm DUCTILE IRON 200mm CAST IRON (BS416)	SC410	300mm CONCRETE (O.D.-Over 385mm) 400mm PVCu
SC250	175mm PITCH FIBRE 200mm VITRIFIED CLAY 200mm ASBESTOS CEMENT 225mm ULTRA-RIB 225mm QUANTUM 250mm PVCu	SC425	300mm CONCRETE (O.D.-Over 405mm)
SC265	225mm ASBESTOS CEMENT 225mm DUCTILE IRON 250mm CAST IRON	SC430	400mm DUCTILE IRON 375mm ASBESTOS CEMENT
SC275	250mm DUCTILE IRON 250mm CAST IRON	SC445	375mm ASBESTOS CEMENT 400mm DUCTILE IRON 400mm CAST IRON
SC290	225mm (9") SALT GLAZED WARE 225mm VITRIFIED CLAY 225mm CONCRETE (O.D.-Up to 290mm) 250mm ASBESTOS CEMENT 250mm DUCTILE IRON	SC465	375mm (15") SALT GLAZED WARE 375mm VITRIFIED CLAY 375mm CONCRETE (O.D.-Up to 465mm) 400mm ASBESTOS CEMENT 450mm PVCu
		SC490	375mm CONCRETE (O.D.-Over 456mm Up to 490mm) 450mm DUCTILE IRON 450mm ASBESTOS CEMENT
		SC510	375mm CONCRETE (O.D.-Over 490mm Up to 510mm) SC510 400mm VITRIFIED CLAY
		SC525	375mm CONCRETE (O.D.-Over 510mm Up to 525mm)
		SC540	500mm DUCTILE IRON BSEN595 500mm CAST IRON (SMU/ENSIGN/SML)
		SC560	450mm (18") SALT GLAZED WARE 450mm VITRIFIED CLAY 450mm CONCRETE (O.D.-Up to 560mm) 500mm ASBESTOS CEMENT
		SC580	450mm CONCRETE (O.D.-Over 555mm Up to 580mm)
		SC600	450mm CONCRETE (O.D.-Over 580mm Up to 600mm)

V003JUL16